



## Western Power “Street Vision” Columns

In 2000 A.D.Coote and Co. were approached by Western Power to develop a range of decorative columns to fulfill the need of developers and councils to make streetscapes more appealing. We drew from our previous experiences in supplying decorative columns to come up with a range that used elements of previous projects as well as some new designs that we had been working on.

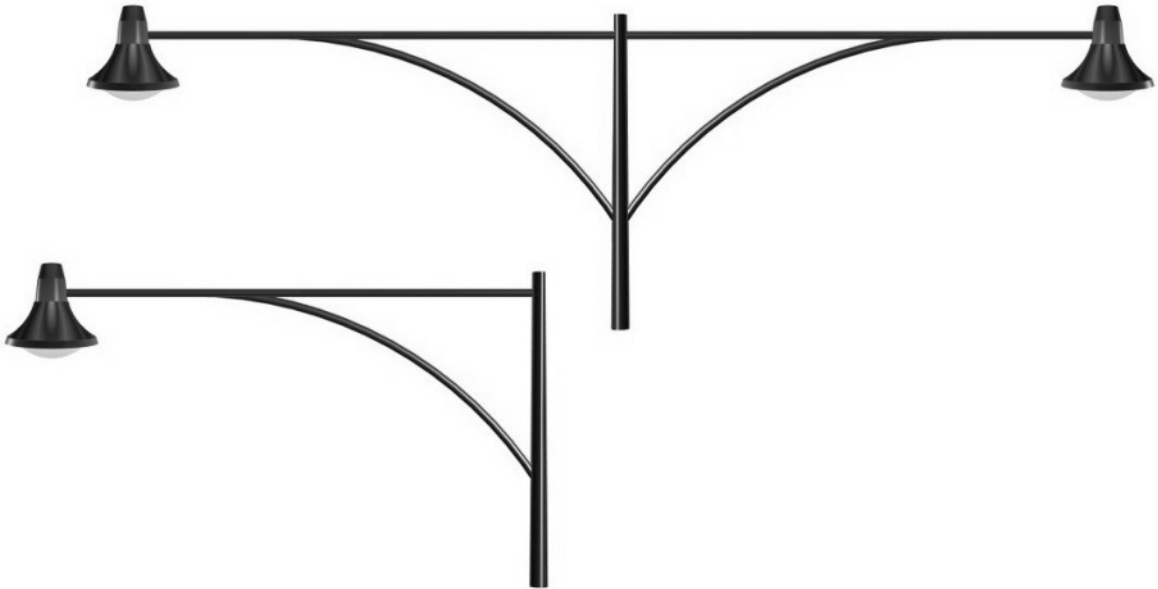
These columns along with powder coated standard Western Power columns can now be seen throughout Western Australia with many developers choosing decorative columns over the standard galvanised types. Also many established areas are being converted to underground power with the timber power poles being removed and replaced with decorative columns or standard powder coated columns.





## Western Power "Street Vision" Columns

### Meadow Springs Style



Item	Code	Height metres	Spigot Size	Colour	Burial Depth	Comments
6.5m column (includes 1.5m outreach)	CWO822	6.5	32	TBA	1.5 M	see note a1
10.5 m (column only) metropolitan	CWO258	10.5	-	TBA	2.0 M	
10.5 m (column only) cyclonic	CW1328	10.5	-	TBA	2.0 M	see note a1
12.5 m (column only) metropolitan	CWO259	12.5	-	TBA	2.2 M	
12.5 m (column only) cyclonic	CW1327	12.5	-	TBA	2.2 M	see note a1
Single Meadow Springs outreach	CWO758	-	48	TBA	-	see note a2
Double Meadow Springs outreach	CWO766	-	48	TBA	-	see note a2

#### Note's

a1) Require concrete collar around in-ground section in cyclonic regions

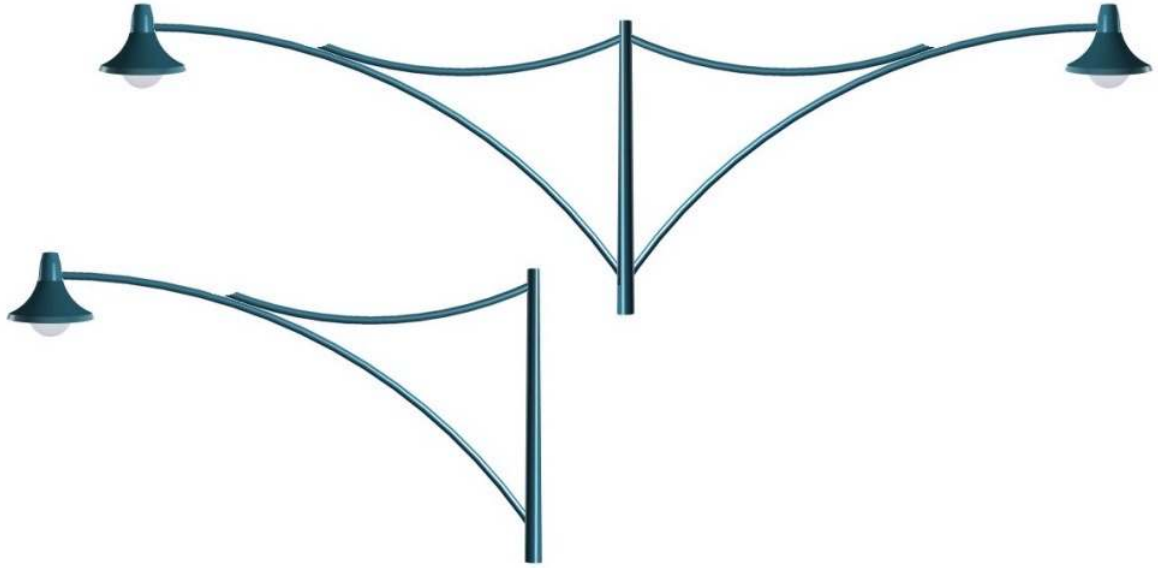
a2) Suitable for 10.5m & 12.5m columns

For more information on Western Power Street Vision columns contact our sales office



## Western Power “Street Vision” Columns

### Etsa Style



Item	Code	Height metres	Spigot Size	Colour	Burial Depth	Comments
6.5m column (includes 1.5m outreach)	CWO814	6.5	32	TBA	1.5 M	see note a1
10.5 m (column only) metropolitan	CWO258	10.5	-	TBA	2.0 M	
10.5 m (column only) cyclonic	CW1328	10.5	-	TBA	2.0 M	see note a1
12.5 m (column only) metropolitan	CWO259	12.5	-	TBA	2.2 M	
12.5 m (column only) cyclonic	CW1327	12.5	-	TBA	2.2 M	see note a1
Single Etsa Style outreach	CWO774	-	48	TBA	-	see note a2
Double Etsa Style outreach	CWO782	-	48	TBA	-	see note a2

**Note's**

a1) Require concrete collar around in-ground section in cyclonic regions

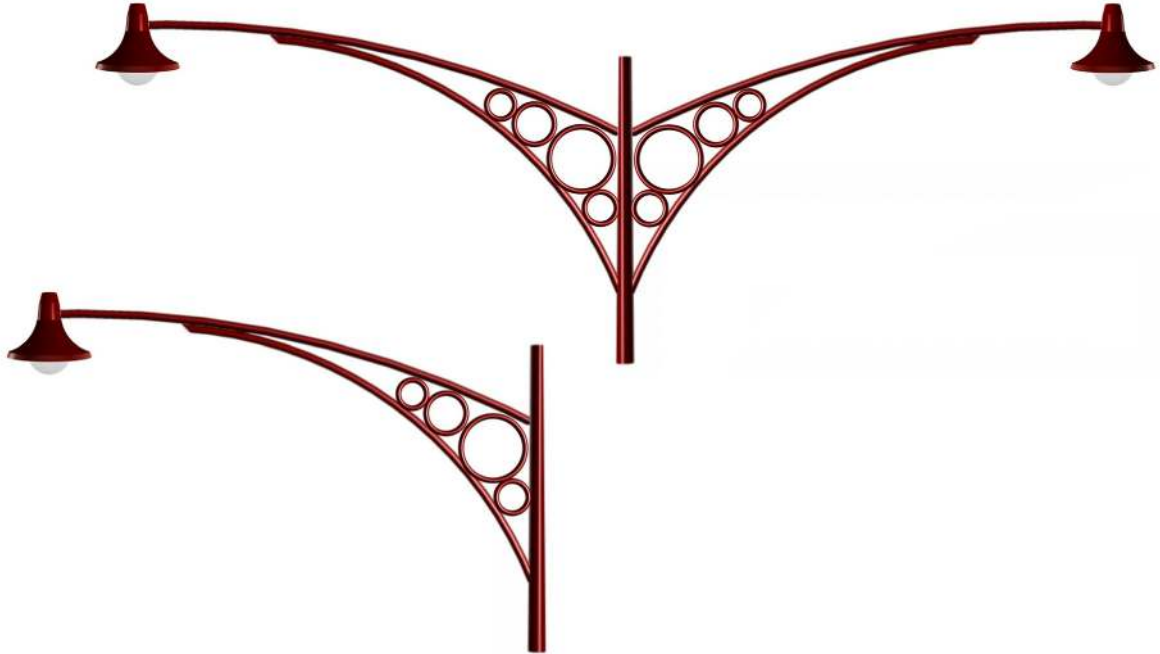
a2) Suitable for 10.5m & 12.5m columns

For more information on Western Power Street Vision columns contact our sales office



## Western Power “Street Vision” Columns

### Rocky Style



Item	Code	Height metres	Spigot Size	Colour	Burial Depth	Comments
6.5m column (includes 1.5m outreach)	CWO806	6.5	32	TBA	1.5 M	see note a1
10.5 m (column only) metropolitan	CWO258	10.5	-	TBA	2.0 M	
10.5 m (column only) cyclonic	CW1328	10.5	-	TBA	2.0 M	see note a1
12.5 m (column only) metropolitan	CWO259	12.5	-	TBA	2.2 M	
12.5 m (column only) cyclonic	CW1327	12.5	-	TBA	2.2 M	see note a1
Single Rocky Style outreach	CWO790	-	48	TBA	-	see note a2
Double Rocky Style outreach	CWO798	-	48	TBA	-	see note a2

**Note's**

a1) Require concrete collar around in-ground section in cyclonic regions


a2) Suitable for 10.5m & 12.5m columns

For more information on Western Power Street Vision columns contact our sales office



## Western Power "Street Vision" Columns

### Standard Style



Item	Code	Height metres	Spigot Size	Colour	Burial Depth	Comments
6.5m column (includes 1.5m outreach)	CWO257	6.5	32	TBA	1.5 M	see note a1
10.5 m (column only) metropolitan	CWO258	10.5	-	TBA	2.0 M	
10.5 m (column only) cyclonic	CW1328	10.5	-	TBA	2.0 M	see note a1
12.5 m (column only) metropolitan	CWO259	12.5	-	TBA	2.2 M	
12.5 m (column only) cyclonic	CW1327	12.5	-	TBA	2.2 M	see note a1
Single Standard Style outreach	CWO261	-	48	TBA	-	see note a2
Double Standard Style outreach	CWO262	-	48	TBA	-	see note a2

#### Note's

a1) Require concrete collar around in-ground section in cyclonic regions

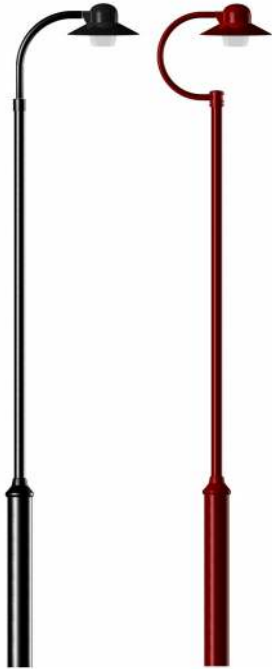
a2) Suitable for 10.5m & 12.5m columns

For more information on Western Power Street Vision columns contact our sales office



## Western Power "Street Vision" Columns

### Bordeaux Style



Avenue  
Head frame



Nostalgia  
Head frame

Item	Code	Height metres	Spigot Size	Colour	Burial Depth	Comments
3.5m Bordeaux column	CW1324	3.5	-	TBA	1.5 M	see note a 1
4.5m Bordeaux column	CW0718	4.5	-	TBA	1.5 M	see note a 1
6.0m Bordeaux column	CW0710	6	-	TBA	1.5 M	see note a 1
Avenue Bracket	CW1326	12.5	32	TBA	-	see note a2
Nostalgia Bracket	CW1325	12.5	32	TBA	-	see note a2

#### Note's

a1) Require concrete collar around in-ground section in cyclonic regions

a2) Suitable for 3.5m, 4.5m & 6m columns

For more information on Western Power Street Vision columns contact our sales office